

| Market statistics | Today 8-May-25 | Prev. day 7-May-25 | Change (%) |
|-------------------|-------------------|-----------------------|---------------|
| ASPI | 15,925.92 | 15,841.60 | 0.53% |
| S&PSL20 | 4,655.15 | 4,634.14 | 0.45% |

| | | | |
|-------------------|-------|-------|---------|
| Turnover (LKR Mn) | 1,674 | 3,202 | -47.70% |
| Volume (Mn) | 127 | 203 | -37.27% |
| MCAP (LKR Bn) | 5,712 | 5,681 | 0.54% |

| | | | |
|------------|------|------|-------|
| Market PE | 8.46 | 8.41 | 0.54% |
| Market PBV | 1.12 | 1.11 | 0.54% |

| Foreign activity (LKR Mn) | | | |
|---------------------------|------|------|---------|
| Foreign buying | 39 | 59 | -34.25% |
| Foreign selling | 74 | 127 | -41.53% |
| Net foreign flow | (35) | (67) | 47.92% |

| Return | YTD | 1-month | 1-year |
|---------|--------|---------|--------|
| ASPI | -2.59% | 5.28% | 28.92% |
| S&PSL20 | -6.37% | 4.41% | 27.88% |

| Top 10 turnover (LKR) | | | Top 10 volume | |
|-----------------------|--------|-------------|---------------|------------|
| 1 | RIL.N | 170,465,353 | CSF.N | 40,658,319 |
| 2 | UBC.N | 106,574,974 | UBC.N | 10,150,853 |
| 3 | JKH.N | 105,648,450 | RIL.N | 10,107,597 |
| 4 | DIST.N | 97,398,441 | LVEF.N | 6,167,086 |
| 5 | LDEV.N | 87,305,324 | JKH.N | 5,229,235 |
| 6 | HNB.N | 76,414,021 | PAP.N | 4,433,342 |
| 7 | LFIN.N | 51,416,283 | LDEV.N | 3,910,936 |
| 8 | MELS.N | 50,185,165 | LOFC.N | 3,679,775 |
| 9 | PAP.N | 42,084,277 | LCBF.N | 2,626,879 |
| 10 | LVEF.N | 37,115,761 | BIL.N | 2,501,588 |

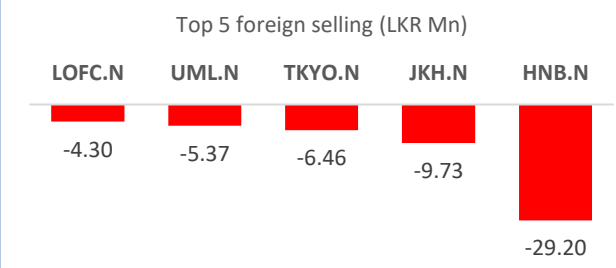
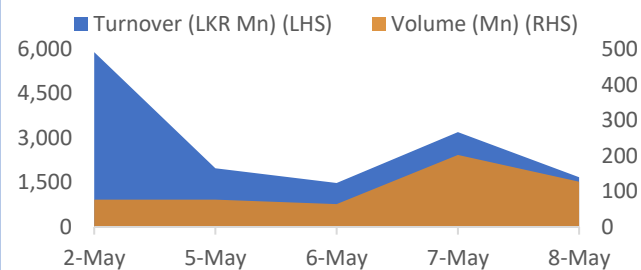
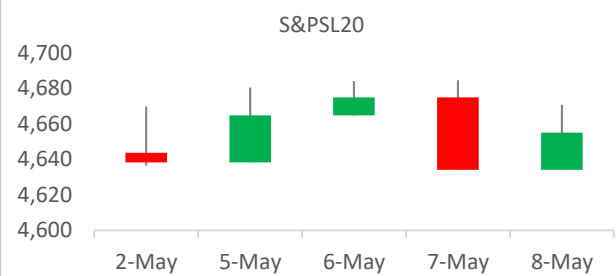
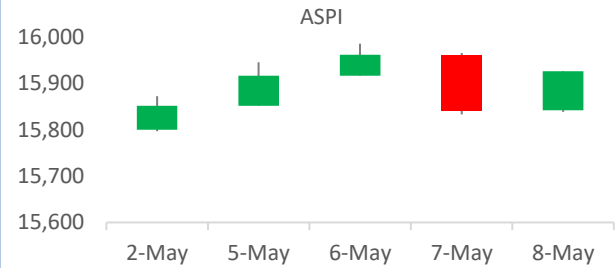
Positive contributors = 121

Negative contributors = 71

| Top 5 positive contributors | | | Top 5 negative contributors | | |
|-----------------------------|--------|------|-----------------------------|-------|--|
| 1 | CINS.N | 25.3 | CTHR.N | (4.8) | |
| 2 | CARG.N | 9.1 | SEMB.X | (3.1) | |
| 3 | MELS.N | 4.9 | HNB.X | (2.9) | |
| 4 | COMB.N | 4.2 | BIL.N | (2.9) | |
| 5 | SPEN.N | 3.9 | RICH.N | (2.5) | |

| Crossings | Price | Qty | Value (LKR) |
|-----------|-------|------------|-------------|
| COMB.X | 110.0 | 200,000 | 22,000,000 |
| DIST.N | 40.0 | 1,000,000 | 40,000,000 |
| HNB.N | 292.0 | 248,000 | 72,416,000 |
| JKH.N | 20.2 | 2,500,000 | 50,500,000 |
| UBC.N | 10.5 | 10,000,000 | 105,000,000 |

| Dividends | Amount | Description | XD date |
|-----------|--------|-------------|---------|
| - | - | - | - |
| - | - | - | - |
| - | - | - | - |
| - | - | - | - |
| - | - | - | - |



AMBEON SECURITIES (PVT) LIMITED

No. 100/1, 2nd Floor

Elvitigala Mawatha,

Colombo 08,

Sri Lanka.

T : +94 11 532 8 100

F : +94 11 532 8 177

E : research@ambeonsecurities.lkW : www.ambeonsecurities.lk**Sales Team**

Charith Kamaladasa

Director/CEO

charithk@ambeonsecurities.lk

Niranjan Niles

Executive Director

niles@ambeonsecurities.lk

Romeshpriyadarshana

Vice President

romeshp@ambeonsecurities.lk

Subeeth Perera

Vice President

subeeth@ambeonsecurities.lk

Chinthaka Weerathna

Senior Investment Advisor

chinthaka@ambeonsecurities.lk

Pasindu Yatawara

Senior Investment Advisor

pasindu@ambeonsecurities.lk

Thushan Perera

Senior Investment Advisor

thushan@ambeonsecurities.lk**Research Team**

Hansinee Beddage

Manager Investment Research

hansinee@ambeonsecurities.lk

Shashikala Hanshani

Investment Research Analyst

shashikala@ambeonsecurities.lk

Amoda Prasansana

Trainee Investment Research Analyst

amoda@ambeonsecurities.lk**DISCLAIMER**

Ambeon Securities has taken reasonable steps to ensure the accuracy and reliability of the information presented in this Report. While we strive for accuracy, we do not guarantee the completeness or correctness of the information. The information may be subject to change without notice, and Ambeon Securities is not obligated to update or revise the Report after its initial publication. Any updates or revisions will be made at the sole discretion of Ambeon Securities.

Ambeon Securities, its employees, and affiliates shall not be held liable for any direct or indirect loss or damage that may arise from the use of the information contained in this Report. This includes, but is not limited to, financial losses, lost profits, direct, indirect, incidental, punitive or any other consequential damages.

The information and opinions presented in this Report are for informational purposes only and should not be construed as any offer, investment advice, a recommendation to buy or sell any securities, or an endorsement of any investment strategy. Ambeon Securities does not provide personalized investment advice, and you should consult with a qualified financial advisor before making any investment decisions. This Report may contain forward-looking statements that involve risks and uncertainties. These statements are based on our current expectations and assumptions and are subject to various factors that may cause actual results to differ materially from those expressed or implied in the Report.

This Report does not take into account the specific financial situation, investment objectives, or risk tolerance of individual readers. Consequently, investments discussed in this report may not be suitable for all investors. Each reader is responsible for determining the suitability of any investment based on their own circumstances.

Ambeon Securities, its employees, and affiliates may have financial interests in the securities mentioned in this Report. These interests may change without notice, and such positions may have an impact on the opinions expressed in the Report.

This Report is intended solely for the use of the recipient and may not be reproduced, redistributed, or otherwise disseminated to any other person or entity without the express written consent of Ambeon Securities. All rights, including copyright, are reserved.

Investing in securities involves risks, including the risk of loss of principal. Past performance is not indicative of future results, and the value of investments may go up or down. These risks may include, but are not limited to, market risk, liquidity risk, credit risk, geopolitical risk, and other factors that can impact the performance of investments.

By accessing and reading this Report or downloading the Report electronically, you acknowledge and agree to the terms and conditions outlined above. If you do not agree with these terms, please refrain from using this Report. Ambeon Securities assumes no responsibility for any unauthorized use of this Report or its contents.