

Market statistics	Today	Prev. day	Change (%)
	11-May-26	8-May-26	
ASPI	23,011.72	23,063.98	-0.23%
S&PSL20	6,300.02	6,319.24	-0.30%

Turnover (LKR Mn)	4,929	4,095	20.37%
Volume (Mn)	185	274	-32.28%
MCAP (LKR Bn)	8,326	8,338	-0.15%

Market PE	11.78	11.80	-0.17%
Market PBV	1.45	1.45	0.00%

Foreign activity (LKR Mn)			
Foreign buying	662	129	413.40%
Foreign selling	64	103	-37.57%
Net foreign flow	598	26	2184.00%

Return	YTD	1-month	1-year
ASPI	1.71%	3.99%	44.58%
S&PSL20	2.32%	2.39%	35.26%

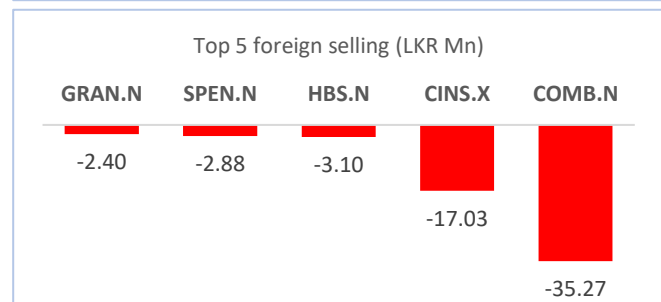
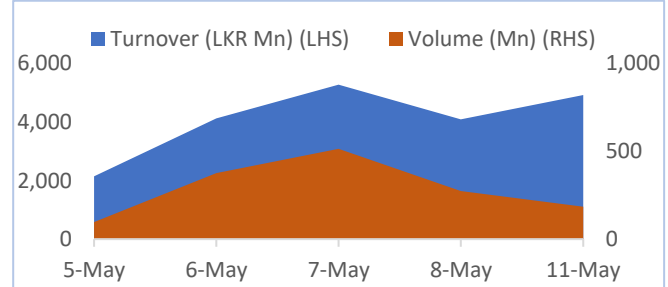
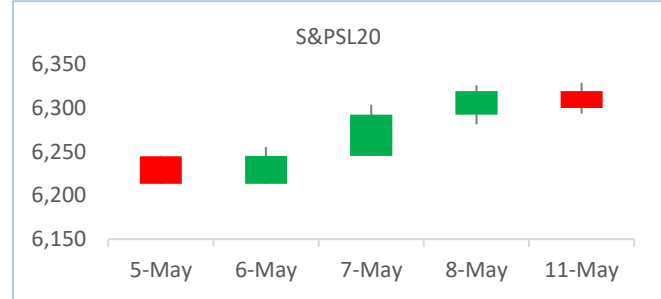
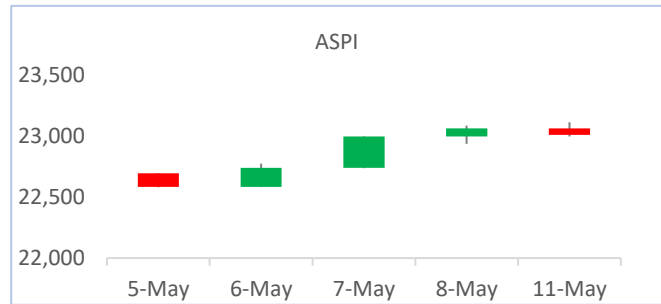
Top 10 turnover (LKR)			Top 10 volume		
1	SEYB.N	2,776,422,642	ASPH.N	49,472,635	
2	PKME.N	173,519,396	SEYB.N	26,694,772	
3	KZOO.N	170,357,202	HELA.N	16,096,936	
4	COMB.N	74,469,698	KZOO.N	15,476,873	
5	DOCK.N	58,812,820	SEMB.X	14,127,407	
6	SAMP.N	54,938,354	CITW.N	3,729,711	
7	GRAN.N	53,092,297	REEF.N	3,503,442	
8	CIC.X	45,292,518	LVEF.R	2,877,175	
9	CIC.N	43,948,174	ATL.R	2,480,603	
10	JAT.N	43,550,179	YORK.N	2,355,778	

Positive contributors = 96 Negative contributors = 121

Positive contributors			Negative contributors		
1	CINS.X	8.3	CINS.N	(13.8)	
2	MELS.N	5.9	COMB.N	(9.4)	
3	HHL.N	4.3	DFCC.N	(6.7)	
4	CDB.N	4.2	DOCK.N	(4.7)	
5	RICH.N	2.9	CARG.N	(4.7)	

Crossings	Price	Qty	Value (LKR)
SEYB.N	104.0	26,631,495	2,769,675,480
KZOO.N	11.0	14,000,000	154,000,000
PKME.N	164.0	330,000	54,120,000
SAMP.N	149.8	250,000	37,437,500
JKH.N	20.6	1,000,000	20,600,000

Note : Top 5 crossings by turnover



Dividends	Amount	Description	XD date
-	-	-	-
-	-	-	-
-	-	-	-
-	-	-	-
-	-	-	-

**AMBEON SECURITIES (PVT) LIMITED**

No. 100/1, 2nd Floor  
Elvitigala Mawatha,  
Colombo 08,  
Sri Lanka.

T : +94 11 532 8 100

F : +94 11 532 8 177

E : [research@ambeonsecurities.lk](mailto:research@ambeonsecurities.lk)

W : [www.ambeonsecurities.lk](http://www.ambeonsecurities.lk)

**Sales Team**

Charith Kamaladasa	Director/CEO	<a href="mailto:charithk@ambeonsecurities.lk">charithk@ambeonsecurities.lk</a>	077 321 3344
Niranjan Niles	Executive Director	<a href="mailto:niles@ambeonsecurities.lk">niles@ambeonsecurities.lk</a>	077 383 2597
Romesh Priyadarshana	Vice President	<a href="mailto:romeshp@ambeonsecurities.lk">romeshp@ambeonsecurities.lk</a>	077 254 8795
Subeeth Perera	Vice President	<a href="mailto:subeeth@ambeonsecurities.lk">subeeth@ambeonsecurities.lk</a>	071 404 2683
Chinthaka Weeraratna	Manager Investment Advisory	<a href="mailto:chinthaka@ambeonsecurities.lk">chinthaka@ambeonsecurities.lk</a>	077 528 6885
Pasindu Yatawara	Manager Investment Advisory	<a href="mailto:pasindu@ambeonsecurities.lk">pasindu@ambeonsecurities.lk</a>	077 930 4624
Roshan Fernando	Manager Retail Sales	<a href="mailto:roshanf@ambeonsecurities.lk">roshanf@ambeonsecurities.lk</a>	072 220 1065
Thushan Perera	Senior Investment Advisor	<a href="mailto:thushan@ambeonsecurities.lk">thushan@ambeonsecurities.lk</a>	077 361 8745
Kemitha Withanage	Investment Advisor	<a href="mailto:kemitha@ambeonsecurities.lk">kemitha@ambeonsecurities.lk</a>	071 740 7919
Charaka Weerasinghe	Investment Advisor	<a href="mailto:charaka@ambeonsecurities.lk">charaka@ambeonsecurities.lk</a>	076 255 8383
Dilusha Gamage	AGM - Business Development	<a href="mailto:dilusha@ambeonsecurities.lk">dilusha@ambeonsecurities.lk</a>	077 899 3267

**Research Team**

Hansinee Beddage	Senior Manager – Investment Research	<a href="mailto:hansinee@ambeonsecurities.lk">hansinee@ambeonsecurities.lk</a>
Kavindu Horadugoda	Investment Research Analyst	<a href="mailto:kavindu@ambeonsecurities.lk">kavindu@ambeonsecurities.lk</a>
Shenindra Senaratne	Trainee Investment Research Analyst	<a href="mailto:shenindra@ambeonsecurities.lk">shenindra@ambeonsecurities.lk</a>

**DISCLAIMER**

Ambeon Securities has taken reasonable steps to ensure the accuracy and reliability of the information presented in this Report. While we strive for accuracy, we do not guarantee the completeness or correctness of the information. The information may be subject to change without notice, and Ambeon Securities is not obligated to update or revise the Report after its initial publication. Any updates or revisions will be made at the sole discretion of Ambeon Securities.

Ambeon Securities, its employees, and affiliates shall not be held liable for any direct or indirect loss or damage that may arise from the use of the information contained in this Report. This includes, but is not limited to, financial losses, lost profits, direct, indirect, incidental, punitive or any other consequential damages.

The information and opinions presented in this Report are for informational purposes only and should not be construed as any offer, investment advice, a recommendation to buy or sell any securities, or an endorsement of any investment strategy. Ambeon Securities does not provide personalized investment advice, and you should consult with a qualified financial advisor before making any investment decisions. This Report may contain forward-looking statements that involve risks and uncertainties. These statements are based on our current expectations and assumptions and are subject to various factors that may cause actual results to differ materially from those expressed or implied in the Report.

This Report does not take into account the specific financial situation, investment objectives, or risk tolerance of individual readers. Consequently, investments discussed in this report may not be suitable for all investors. Each reader is responsible for determining the suitability of any investment based on their own circumstances.

Ambeon Securities, its employees, and affiliates may have financial interests in the securities mentioned in this Report. These interests may change without notice, and such positions may have an impact on the opinions expressed in the Report.

This Report is intended solely for the use of the recipient and may not be reproduced, redistributed, or otherwise disseminated to any other person or entity without the express written consent of Ambeon Securities. All rights, including copyright, are reserved.

Investing in securities involves risks, including the risk of loss of principal. Past performance is not indicative of future results, and the value of investments may go up or down. These risks may include, but are not limited to, market risk, liquidity risk, credit risk, geopolitical risk, and other factors that can impact the performance of investments.

By accessing and reading this Report or downloading the Report electronically, you acknowledge and agree to the terms and conditions outlined above. If you do not agree with these terms, please refrain from using this Report. Ambeon Securities assumes no responsibility for any unauthorized use of this Report or its contents.