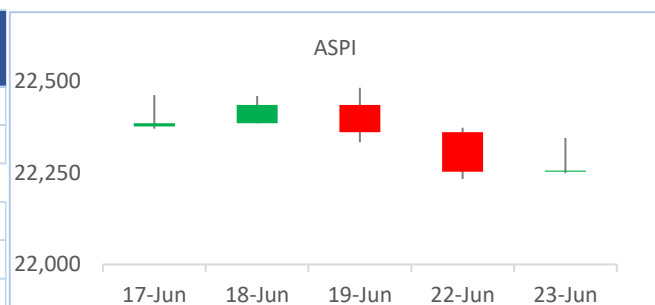
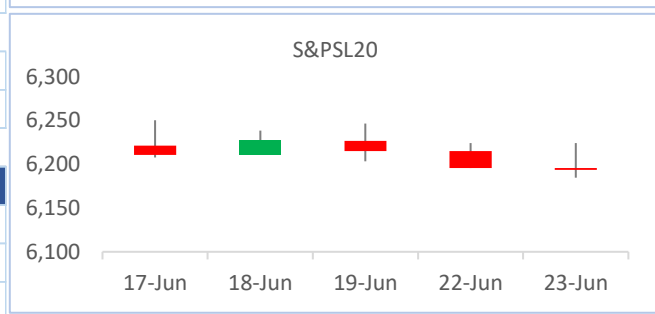


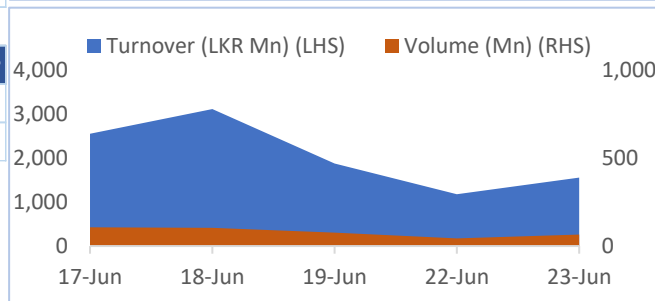
Market statistics	Today	Prev. day	Change (%)
	23-Jun-26	22-Jun-26	
ASPI	22,256.49	22,253.52	0.01%
S&PSL20	6,193.65	6,195.71	-0.03%
Turnover (LKR Mn)	1,563	1,183	32.09%
Volume (Mn)	65	44	47.08%
MCAP (LKR Bn)	8,074	8,073	0.02%
Market PE	11.73	11.73	0.00%
Market PBV	1.37	1.37	0.00%



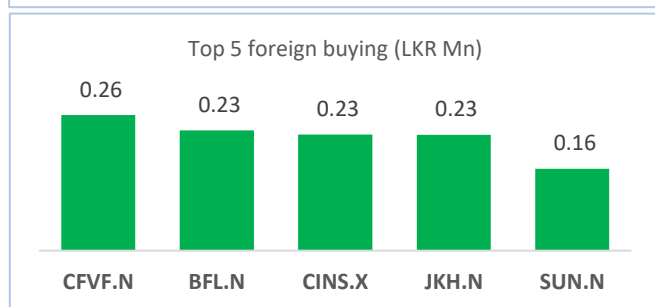
Foreign activity (LKR Mn)			
Foreign buying	1	4	-62.00%
Foreign selling	227	159	42.87%
Net foreign flow	(225)	(155)	-45.55%



Return	YTD	1-month	1-year
ASPI	-1.63%	1.49%	32.75%
S&PSL20	0.59%	2.19%	24.09%



Top 10 turnover (LKR)			Top 10 volume		
1	HHL.N	213,759,942	SEMB.N	11,117,029	
2	NDB.N	168,908,677	HHL.N	6,576,855	
3	HEXP.N	96,588,003	ASPH.N	5,543,697	
4	PAP.N	87,662,166	PAP.N	5,472,130	
5	JKH.N	59,479,083	JKH.N	2,952,961	
6	AAIC.N	56,790,609	BIL.N	2,372,570	
7	HNB.X	53,565,040	HNB.F.N	2,110,958	
8	PABC.N	35,432,623	SEMB.X	1,837,977	
9	LFIN.N	28,174,070	CSLK.N	1,721,609	
10	AEL.N	23,736,055	NDB.N	1,535,196	



Positive contributors = 93		Negative contributors = 104	
Positive contributors		Negative contributors	
1	LFIN.N 5.4	MELS.N (7.0)	
2	NDB.N 5.1	CFIN.N (3.8)	
3	SPEN.N 2.8	SUN.N (2.4)	
4	NHL.N 2.8	WIND.N (1.9)	
5	PABC.N 2.6	PKME.N (1.6)	



Crossings	Price	Qty	Value (LKR)
HHL.N	32.5	6,233,187	202,578,578
NDB.N	110.0	1,500,000	165,000,000
HNB.X	337.5	100,000	33,750,000
CDB.N	44.0	500,000	22,000,000
-	-	-	-

Dividends	Amount	Description	XD date
-	-	-	-
-	-	-	-
-	-	-	-
-	-	-	-
-	-	-	-

Note : Top 5 crossings by turnover

AMBEON SECURITIES (PVT) LIMITED

No. 100/1, 2nd Floor
Elvitigala Mawatha,
Colombo 08,
Sri Lanka.

T : +94 11 532 8 100

F : +94 11 532 8 177

E : research@ambeonsecurities.lk

W : www.ambeonsecurities.lk



Sales Team

Charith Kamaladasa	Director/CEO	charithk@ambeonsecurities.lk	077 321 3344
Niranjan Niles	Executive Director	niles@ambeonsecurities.lk	077 383 2597
Romesh Priyadarshana	Vice President	romeshp@ambeonsecurities.lk	077 254 8795
Subeeth Perera	Vice President	subeeth@ambeonsecurities.lk	071 404 2683
Chinthaka Weeraratna	Manager Investment Advisory	chinthaka@ambeonsecurities.lk	077 528 6885
Pasindu Yatawara	Manager Investment Advisory	pasindu@ambeonsecurities.lk	077 930 4624
Roshan Fernando	Manager Retail Sales	roshanf@ambeonsecurities.lk	072 220 1065
Thushan Perera	Senior Investment Advisor	thushan@ambeonsecurities.lk	077 361 8745
Kemitha Withanage	Investment Advisor	kemitha@ambeonsecurities.lk	071 740 7919
Charaka Weerasinghe	Investment Advisor	charaka@ambeonsecurities.lk	076 255 8383
Dilusha Gamage	AGM - Business Development	dilusha@ambeonsecurities.lk	077 899 3267

Research Team

Hansinee Beddage	Senior Manager – Investment Research	hansinee@ambeonsecurities.lk
Kavindu Horadugoda	Investment Research Analyst	kavindu@ambeonsecurities.lk
Shenindra Senaratne	Trainee Investment Research Analyst	shenindra@ambeonsecurities.lk

DISCLAIMER

Ambeon Securities has taken reasonable steps to ensure the accuracy and reliability of the information presented in this Report. While we strive for accuracy, we do not guarantee the completeness or correctness of the information. The information may be subject to change without notice, and Ambeon Securities is not obligated to update or revise the Report after its initial publication. Any updates or revisions will be made at the sole discretion of Ambeon Securities.

Ambeon Securities, its employees, and affiliates shall not be held liable for any direct or indirect loss or damage that may arise from the use of the information contained in this Report. This includes, but is not limited to, financial losses, lost profits, direct, indirect, incidental, punitive or any other consequential damages.

The information and opinions presented in this Report are for informational purposes only and should not be construed as any offer, investment advice, a recommendation to buy or sell any securities, or an endorsement of any investment strategy. Ambeon Securities does not provide personalized investment advice, and you should consult with a qualified financial advisor before making any investment decisions. This Report may contain forward-looking statements that involve risks and uncertainties. These statements are based on our current expectations and assumptions and are subject to various factors that may cause actual results to differ materially from those expressed or implied in the Report.

This Report does not take into account the specific financial situation, investment objectives, or risk tolerance of individual readers. Consequently, investments discussed in this report may not be suitable for all investors. Each reader is responsible for determining the suitability of any investment based on their own circumstances.

Ambeon Securities, its employees, and affiliates may have financial interests in the securities mentioned in this Report. These interests may change without notice, and such positions may have an impact on the opinions expressed in the Report.

This Report is intended solely for the use of the recipient and may not be reproduced, redistributed, or otherwise disseminated to any other person or entity without the express written consent of Ambeon Securities. All rights, including copyright, are reserved.

Investing in securities involves risks, including the risk of loss of principal. Past performance is not indicative of future results, and the value of investments may go up or down. These risks may include, but are not limited to, market risk, liquidity risk, credit risk, geopolitical risk, and other factors that can impact the performance of investments.

By accessing and reading this Report or downloading the Report electronically, you acknowledge and agree to the terms and conditions outlined above. If you do not agree with these terms, please refrain from using this Report. Ambeon Securities assumes no responsibility for any unauthorized use of this Report or its contents.