DAILY MARKET WRAP

Monday, 26 October 2026

ASPI slips 0.23% to a new 2026 low on Rs 666 mn turnover

		1D	MTD	YTD		
ASPI	19,640.56	▼ 44.35 pts -0.23%	-5.63%	-13.19%	YTD high	23,992.11
					YTD low	19,640.56
S&P SL20	5,601.87	▼ 11.76 pts -0.21%	-4.96%	-9.02%	YTD high	6,750.50
					YTD low	5,601.87

TURNOVER (LKR) 666.3 mn ▼ 19.2%

VOLUME (SHARES) 29.7 mn ▼ 5.7%

VALUATION PER 10.1x PBV 1.2x

FOREIGN PURCHASES (LKR) 5.7 mn

FOREIGN SALES (LKR) 12.3 mn

NET FOREIGN FLOW (LKR) (6.6) mn YTD (58.0) bn

TURNOVER (LKR MN)

Today 666 ▼ 19% vs yesterday

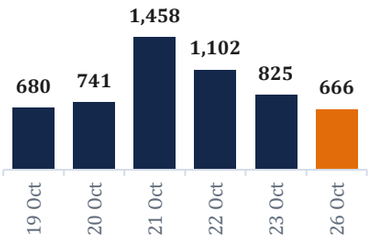

VOLUME (MN SHARES)

Today 29.7 ▼ 6% vs yesterday

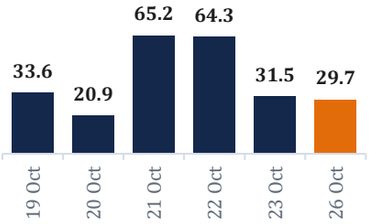

NET FOREIGN FLOW (LKR MN)

Net outflow today MTD (664.1)

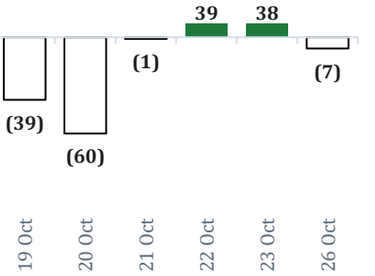

TOP TRADED — LKR mn

Ticker	Company	Turnover	% of total
COMB.N	Commercial Bank	103.82	15.6%
AEL.N	Access Engineering	83.00	12.5%
JKH.N	John Keells Holdings	25.20	3.8%
SAMP.N	Sampath Bank	23.99	3.6%
PAP.N	Panasian Power	20.86	3.1%

TOP VOLUME — Shares

Ticker	Company	Volume	% of total
HNB.N	Hatton National Bank	c.4.0 mn	14%
HNBF.N	HNB Finance	c.2.1 mn	7%
PAP.N	Panasian Power	c.2.1 mn	7%
CITW.N	Citrus Waskaduwa	c.1.9 mn	6%
LOFC.N	LOLC Finance	c.1.6 mn	5%

TOP GAINERS — Day change

Ticker	Company	VWAP	Change
MBSL.N	Merchant Bank	8.90	+5.9%
BRR.N	Bansei Resorts	19.10	+5.5%
SMOT.N	Sathosa Motors	1,449.00	+5.4%
OFEQ.N	Office Equipment	320.00	+4.7%
LGL.X	Laugfs Gas (X)	29.00	+4.3%

TOP LOSERS — Day change

Ticker	Company	VWAP	Change
AUTO.N	Autodrome	256.75	-14.4%
TESS.X	Tess Agro (X)	1.30	-7.1%
CALF.N	Dialog Finance	105.25	-6.9%
KGAL.N	Kegalle Plantations	134.00	-6.8%
COLO.N	C M Holdings	28.50	-5.0%

INDEX LIFTERS — ASPI points

Ticker	Company	Points
SINS.N	Singer Sri Lanka	+4.73
CCS.N	Ceylon Cold Stores	+3.37
LOFC.N	LOLC Finance	+3.18
ACL.N	ACL Cables	+2.12
JKH.N	John Keells	+1.81

INDEX DRAGGERS — ASPI points

Ticker	Company	Points
COMB.N	Commercial Bank	-9.08
DIST.N	Distilleries	-5.26
HAYL.N	Hayleys	-4.46
MAL.N	Malwatte Valley	-4.25
LOLC.N	LOLC Holdings	-3.78

NET FOREIGN BUYING — LKR mn

Ticker	Company	Net buy	FH %
CLND.N	Colombo Land	2.08	35.2%
TAP.N	Ambeon Capital	0.83	4.9%
LLUB.N	Chevron Lubricants	0.51	4.0%
LIOC.N	Lanka IOC	0.50	76.1%
CIC.N	CIC Holdings	0.35	1.9%

NET FOREIGN SELLING — LKR mn

Ticker	Company	Net sell	FH %
SAMP.N	Sampath Bank	(3.86)	2.8%
LCBF.N	LCB Finance	(2.12)	0.6%
BIL.N	Browns Investments	(1.90)	0.5%
LFIN.N	LB Finance	(1.48)	1.0%
ABL.N	Amana Bank	(0.90)	35.4%

BLOCK TRADES — Crossings

Ticker	Trades	Price	Quantity	Rs mn
AEL.N	1	74.50	1,000,000	74.50
COMB.N	2	195.00	303,000	59.09

UPCOMING DIVIDENDS — Rs per share

Company	DPS	XD date
LCB Finance	0.20	26 Oct
Union Chemicals	48.00	27 Oct
Dilmah Ceylon Tea	25.00	TBN
Alliance Finance	10.00	TBN
Ambeon Capital	1.00	TBN

Sources: Ambeon Research, CSE

DAILY MARKET WRAP

Monday, 26 October 2026

SALES TEAM

Name	Designation	Email	Mobile
Charith Kamaladasa	Director / CEO	charithk@ambeonsecurities.lk	077 321 3344
Niranjan Niles	Executive Director	niles@ambeonsecurities.lk	077 383 2597
Romesh Priyadarshana	Vice President	romeshp@ambeonsecurities.lk	077 254 8795
Subeeth Perera	Vice President	subeeth@ambeonsecurities.lk	071 404 2683
Chinthaka Weerarathna	Manager Investment Advisory	chinthaka@ambeonsecurities.lk	077 528 6885
Pasindu Yatawara	Manager Investment Advisory	pasindu@ambeonsecurities.lk	077 930 4624
Roshan Fernando	Manager Retail Sales	roshanf@ambeonsecurities.lk	072 220 1065
Thushan Perera	Senior Investment Advisor	thushan@ambeonsecurities.lk	077 361 8745
Kemitha Withanage	Investment Advisor	kemitha@ambeonsecurities.lk	071 740 7919
Charaka Weerasinghe	Investment Advisor	charaka@ambeonsecurities.lk	076 255 8383
Dilusha Gamage	AGM - Business Development	dilusha@ambeonsecurities.lk	077 899 3267

RESEARCH TEAM

Name	Designation	Email	Mobile
Shadini Silva	Vice President, Investment Research	shadini@ambeonsecurities.lk	077 362 7792

AMBEON SECURITIES (PVT) LIMITED

No. 100/1, 2nd Floor, Elvitigala Mawatha,
Colombo 08, Sri Lanka

Tel +94 11 532 8100
Fax +94 11 532 8177
Email research@ambeonsecurities.lk
Web www.ambeonsecurities.lk

DISCLAIMER

Ambeon Securities has taken reasonable steps to ensure the accuracy and reliability of the information presented in this Report. While we strive for accuracy, we do not guarantee the completeness or correctness of the information. The information may be subject to change without notice, and Ambeon Securities is not obligated to update or revise the Report after its initial publication. Any updates or revisions will be made at the sole discretion of Ambeon Securities.

Ambeon Securities, its employees, and affiliates shall not be held liable for any direct or indirect loss or damage that may arise from the use of the information contained in this Report. This includes, but is not limited to, financial losses, lost profits, direct, indirect, incidental, punitive or any other consequential damages.

The information and opinions presented in this Report are for informational purposes only and should not be construed as any offer, investment advice, a recommendation to buy or sell any securities, or an endorsement of any investment strategy. Ambeon Securities does not provide personalized investment advice, and you should consult with a qualified financial advisor before making any investment decisions. This Report may contain forward-looking statements that involve risks and uncertainties. These statements are based on our current expectations and assumptions and are subject to various factors that may cause actual results to differ materially from those expressed or implied in the Report.

This Report does not take into account the specific financial situation, investment objectives, or risk tolerance of individual readers. Consequently, investments discussed in this report may not be suitable for all investors. Each reader is responsible for determining the suitability of any investment based on their own circumstances.

Ambeon Securities, its employees, and affiliates may have financial interests in the securities mentioned in this Report. These interests may change without notice, and such positions may have an impact on the opinions expressed in the Report.

This Report is intended solely for the use of the recipient and may not be reproduced, redistributed, or otherwise disseminated to any other person or entity without the express written consent of Ambeon Securities. All rights, including copyright, are reserved.

Investing in securities involves risks, including the risk of loss of principal. Past performance is not indicative of future results, and the value of investments may go up or down. These risks may include, but are not limited to, market risk, liquidity risk, credit risk, geopolitical risk, and other factors that can impact the performance of investments.

By accessing and reading this Report or downloading the Report electronically, you acknowledge and agree to the terms and conditions outlined above. If you do not agree with these terms, please refrain from using this Report. Ambeon Securities assumes no responsibility for any unauthorized use of this Report or its contents.